



**2018**

**2019 03**

)

(



3

"

"

"

"

3

2018 12 28

**10**



**0.40**

**0**

.....	6
.....	11
.....	13
.....	35
.....	72
.....	78
.....	78
.....	79
.....	88
.....	95
.....	96
.....	220









	2018	2017			2016	
	19,231,553,913.23	19,023,447,991.48	19,023,447,991.48	1.09%	15,631,806,255.09	15,631,806,255.09
	309,441,766.13	298,099,262.98	299,780,809.76	3.22%	270,868,399.00	270,868,399.00
	46,940,589.09	298,874,432.67	300,048,950.40	-84.36%		

1

2018 8 29 2018 1 1  
( )  
2018 1 1  
3 28  
2017  
2)2018  
2018 2018 ( [2018]15 )  
2018

1

2

	3,646,957,817.08	2,975,192,629.34	4,064,818,658.74	

	2018	2017	2016	
	272,581,705.93	-59,763.63	-307,397.22	
	12,100,191.00	8,341,671.05	13,352,137.88	
	257,992,766.49	--	--	
	-3,201,272.87	153,636.52	--	--
	-483,177.69	-6,624,097.59	-2,728,818.84	--
	136,393,565.96	1,285,967.23	3,188,138.13	--
	140,095,469.86			



2018



312                      4,301                      8.5                      67%                      2018



337.5                      1

				/		
1		GZ097	50	310	15,756.26	10,556.7

2.2

Y-MSD

		43.35%		2011	4
		43.35%			
		51%			
		51%		2012	

" "

2018

2018 2017 2017

2018 2 1

2018 12 21 S6 2023

3  
70%

" "

2018 2017

2

" "

		30.4	53.3	19.7	33.7	2013.8	2020.12
		15.8	14.9	10.1	4.8	2011.7	2020.12
		4.6	3.3	1.9	1.4	2013.4	2020.12
		12.6	27.4	30.1			



100%

1

2

---

	1,121,081,113.00	5.83%	1,451,284,228.89	7.63%	-22.75%
	537,666,871.94	2.80%	491,610,029.77	2.58%	9.37%
	96,576,626.63	0.50%	94,631,081.35	0.50%	2.06%
	4,365,884.34				



8

	11,478,822,760.53
	72.95%
	0.00%

5

1		9,092,804,565.77	57.00%
2		1,023,040,949.14	7.00%
3		596,889,991.83	4.00%
4		429,652,293.66	3.00%
5		336,434,960.13	2.00%
	--	11,478,822,760.53	73.00%

	7,298,743,582.22
	46.59%
	0.00%

5

1		3,093,344,936.62	20.00%
2		1,398,443,980.76	9.00%
3		1,069,334,816.16	7.00%
4		911,933,712.87	6.00%
5		825,686,135.81	5.00%
	--	7,298,743,582.22	47.00%

3



	2018	2017	
	400,310,748.63	1,663,872,344.36	-75.94%
	1,146,740,356.16	493,923,259.76	132.17%
	-746,429,607.53	1,169,949,084.60	-163.80%
	14,478,208,333.02	11,360,700,000.00	27.44%
	15,843,521,348.52	13,369,106,216.32	18.51%
	-1,365,313,015.50	-2,008,406,216.32	-32.02%
	-770,803,100.42	-57,737,917.73	1,235.00%


1


	2018		2017			
	3,995,174,700.81	11.54%	3,899,429,932.66	11.88%	-0.34%	
	4,957,844,447.32	14.32%	3,761,131,064.03	11.46%	2.86%	
	14,319,400,336.60	41.37%	14,437,806,126.07	43.99%	-2.62%	
	83,422,700.00	0.24%	86,623,972.87	0.26%	-0.02%	
	2,963,801,461.28	8.56%	3,027,521,261.20	9.22%	-0.66%	
	437,581,737.77	1.26%	470,061,000.53	1.43%	-0.17%	
	1,623,291,422.63	4.69%	1,100,891,843.96	3.35%	1.34%	

3

1

3,811,758,582.01	3,875,478,381.93	-1.64%

--	--	--	--	--	--	--	--	--	--	--	--	--	--	--	--



				21,092,439.78	23,321,820.98	0.00%	18,080,000.00	0.00		2017 04 12	2017-09	
				21,707,846.25	79,065,317.52	0.00%	17,620,000.00	0.00		2017 04 12	2017-11	
				23,142,857.22	25,455,249.73	0.00%	14,360,000.00	0.00		2017 04 12	2017-10	
				8,863,724.94	97,037,762.42	0.00%	30,790,000.00	0.00		2017 09 26	2017-33	
				,935,328.69	3,935,328.69	0.00%	19,350,000.00	0.00		2018 01 30	2018-05	
	--	--	--	1,386,557,642.60	9,879,326,907.45							

4

1

2

5

1

29

10%

			204,081,600	18,960,109,723.25	1,346,195,450.38	1,401,498,106.65	251,640,606.71	110,885,706.85
			299,768,400	3,363,524,507.71	547,765,902.89	426,986,963.09	14,155,574.65	7,045,315.05



" "

2018

2019

2019

" " " "

" "

**2019**

2019 70 " "

" "

" "

**2019**

2018

"

2019

6.

2019

7.

" " " "

8.

100%

100%

9.

" "



---

--	--	--	--	--	--	--	--


19.07%

0.00

0.00%

59,022,954.08

19.07%









2018








**1**

Segment 1	Segment 2	Segment 3	Segment 4	Segment 5	Segment 6	Segment 7	Segment 8	Segment 9	Segment 10	Segment 11	Segment 12	Segment 13
-----------	-----------	-----------	-----------	-----------	-----------	-----------	-----------	-----------	------------	------------	------------	------------

3

4

			0	100,000	86,000	0.00%	0	14,000

5

1. 20,000

2. 15

3. 30,000

4. . 500

2018

--	--	--

2018 31500

2018-05





---

			20			2018/6/19		
			2017 07 05	5,100		2017/7/5-2 018/7/5		
			2017 07 07	2,000		2017/7/7-2 018/1/7		
			2017 07 07	1,000		2017/7/7-2 018/7/6		

---

						2		
--	--	--	--	--	--	---	--	--

---

			05			019/6/4		
			2018 06 15	5,000		2018/6/15- 2019/6/14		
			2018 07 06					





			11			2024/12/25		
			2015 06 11	4,000		2015/6/11- 2019/12/31		
			2015 08 03	1,000		2015/8/3-2 024/12/25		
			2015 08 07	1,000		2015/8/7-2 024/12/25		
			2015 11 05	3,500		2015/11/5- 2021/11/5		

---

			2017 08 18	5,000		2017/8/18- 2018/8/18		
			2017 10 13	3,000		2017/10/13 -2018/10/1 3		

05 15


			29			2019/5/29		
			2018 12 06	5,500	;	2018/12/6- 2021/12/6		
	2018 08 04	30,000	2018 12 14	5,500	;	2018/12/14 -2021/12/1 4		
	2018 04 09	62,300	2018 05 10	3,000		2018/5/10- 2019/5/10		
			2018 06 08	1,000		2018/6/8-2 019/6/8		
			2018 06 25	2,000		2018/6/25- 2019/6/25		
	2018 04 09	20,000	2018 05 16	3,000		2018/5/16- 2019/5/16		
			2018 06 15	1,950		2018/6/15- 2019/6/15		
	2018 04 09	17,000	2018 05 06	5,000		2018/5/6-2 025/10/22		
	2018 08 04	5,000	2018 08 16	4,000		2018/8/16- 2025/8/15		
			2018 12 12	3,000		2018/12/12 -2025/8/15		
	2018 04 09	7,050	2018 12 18	7,050		2018/12/18 -2023/12/1 8		
	2014 05 30	450,000	2015 03 10	3,375		2015/3/10- 2019/3/9		
			2015 03 10	7,875		2015/3/10- 2020/3/9		
			2015 03 10	11,250				

I

I

---

			31			2018/2/16		
			2017 09 14	4,500		2017/9/14- 2018/9/14		

			2018 03 21	5,000		2018/3/21- 2018/9/21		
			2018 03 23	3,000		2018/3/23- 2018/9/23		
	2017 05 15	187,000	2017 07 06	15,000		2017/7/6-2 018/7/5		
			2017 10 26					

			2018 01 10	50		2018/1/10- 2018/7/10		
			2018 02 28	3,000		2018/2/28- 2020/10/19		
			2018 03 01	4,750		2018/3/1-2 020/10/19		
	2017 05 15	2,000	2018 01 18	2,000		2018/1/18- 2019/1/13		
	2018 04 09	308,000	2018 04 17	16,300		2018/4/17- 2019/4/17		
			2018 04 18	6,080		2018/4/18- 2019/10/18		
			2018 04 25	2,500		2018/4/25- 2019/4/25		
			2018 04 27	3,090		2018/4/27- 2019/10/27		
			2018 04 28	4,100		2018/4/28- 2019/4/28		
			2018 04 28	390		2018/4/28- 2019/10/28		
			2018 05 18	7,000		2018/5/18- 2019/5/17		
			2018 05 31	3,900		2018/5/31- 2019/5/31		
			2018 06 05	5,000		2018/6/5-2 018/12/5		
			2018 06 08	2,295		2018/6/8-2 019/6/8		
			2018 06 28	5,270		2018/6/28- 2019/6/28		
			2018 07 20	3,390		2018/7/20- 2019/7/20		
			2018 08 02	4,000		2018/8/2-2 019/2/1		
			2018 08 17	3,840		2018/8/17- 2019/8/17		
			2018 09	1,510		2018/9/14-		

---

			14			2019/9/14		
--	--	--	----	--	--	-----------	--	--



			27			2019/1/29		
			2016 07 28	297		2016/7/28- 2019/1/29		
			2016 10 19	12,857		2016/10/19 -2021/4/21		
			2016 12 19	10,270		2016/12/19 -2021/4/21		
	2018 08 04	250,000	2018 09 03	2,000		2018/9/3-2 019/8/28		
			2018 09 27	3,000		2018/9/27- 2019/9/12		
			2018 09 27	20,000		2018/9/27- 2021/9/26		

	2017 10 13	6,000	2018 11 28	6,000		2018.11.28 ---2019.11. 28		
	2018 04 21	4,000	2018 06 22	4,000		2018.6.22- -2019.6.22		
	2018 06 28	2,000	2018 06 28	2,000		2018.6.28- -2019.6.27		
	2018 11 30	6,000	2018 11 16	6,000		2018.11.28 --2019.11. 28		
	2018 12 04	20,000	2018 11 12	7,070		2018.11.30 --2020.6.2 1		
	2018 12 29	20,000	2018 12 28	18,000		2018.12.28 --2021.12. 17		
	2018 09 14	5,000	2018 09 26	4,965		2018.9.26- --2019.9.3 0		
	2018 09 19	7,000	2018 09 17	7,000		2018.9.17- -2019.9.2		
	2018 09 29	4,800	2018 09 27	4,800		2018.9.29- -2019.9.28		
	2018 12 12	6,000	2018 12 10	6,000		2018.12.10 -2021.12.1 0		
	2018 12 21	30,000	2018 12 18	30,000		2018/12/21 -2021.12.2 9		
C1		104,800		C2		95,835		
C3		116,800		C4		92,835		
A1+B1+C1		1,429,800		A2+B2+C2		825,920		

A3+B3+C3	4,632,470	A4+B4+C4	1,116,155.81
A4+B4+C4		278.18%	
D		0	
E 70%		1,042,455.81	
50%			



---

					6 /	-2014			
			3		150---169 /	GB18485 -2014	231.77 /	--	



1.	2018 3 2			486,580,511			
			486,580,511		32.98%		2018
3	6					2018-07	
2.	2017		2017	2017		2017	
	10	0.35	51,645,084.82			2018 5 31	2017
		2018-43	2018 6 7				
3.	2017						2018
4	10		2017			2018-22	
4.					240,000,000		16.26%
			135%	120%			486,580,511
		32.98%	2018 4 25				
	2018-31						
5.				A		2018 7 17	
					2018-49		

1.	2018 6 19		
2018001			2018001
	2019 2 12		
2.			
3. 2018 11 28			
		[2018]172	
112,227,970		2,419,161	
28,937,830		41,808,064	
		9,206,273	
	254,599,298	25.43%	
			80%

1



2

	5,406,251	5,406,251	0	0		2018 2 8
	5,406,251	5,406,251	0	0	--	--

1

2

3

1

	102,450		102,043		0	8
						0

---

				8			
5% 10							



---


---

[Redacted]	[Redacted]				
[Redacted]					



				42	2018 04 09	2021 04 09	0	0	0	0	0

					09	09						
				36	2018 04 09	2021 04 09	0	0	0	0	0	0
				38	2018 06 13	2021 04 09	0	0	0	0	0	0
				59	2018 04 09	2021 04 09	30,800	0	0	0	0	30,800
				37	2018 04 09	2021 04 09	0	0	0	0	0	0
				55	2015 11 19	2018 04 09	0	0	0	0	0	0
				39	2015 10 29	2018 04 09	0	0	0	0	0	0
				40	2015 10 30	2018 04 09	0	0	0	0	0	0
				65	2011 11 24	2018 04 09	0	0	0	0	0	0





2011 6

2008 2012  
2013 2 9

2012 2013  
2013 9 2016 2



			2015 02 01		
			2016 11 01		
			2016 08 01		
			2015 06 01		
			2016 08 01		
			2014 11 01		
			2016 05 01		
			2016 11 01		
			2013 06 01		
			2016 11 01		
			2016 09 01		
			2018 09 01		
			2014 02 01		
			2017 12 01		
			2018 05 01		
			2018 05 01		
			2018 05 01		
			2018 05 01		



1

	91
	985
	1,244
	1,176
	168
	479
	35
	195
	75
	271
	189
	1,244
	0
	5
	68
	452
	265
/	454
	1,244

2

" " " "

3

179

51

128

4,089

54.44

**4**



201

--	--	--	--	--	--


**1**

2017		33.37%	2018 04 09	2018 04 10	2018-22
2018		33.30%	2018 06 13	2018 06 14	2018-44

2

3

91

3,454,

1

2

	2018 03 20	
	2018	2019-26
		90.34%
		99.98%

	10%	10 29 50
	99	5000 1
	10%	
	1000	
	10%	
	1000	50%
	10%	
	100	3 9 10
	0.5%	1000 5000
	10%	0.5%
	1000	30%
	10%	
	1000	
	10%	
	1000	3%
	100	
		0
		0
		0
		0

2018 12 31	
	2018 03 20
	2019-





	2019 03 18
	(2019) 10086

" "

" "


---

"	"
---	---

--	--

"

"

"





**1**



		532,761,795.63

	1,425,892,764.84	1,213,975,947.08
	4,012,304,016.61	3,787,547,867.45
	1,145,748,343.58	1,060,101,531.50
	5,158,052,360.19	4,847,649,398.95
	34,615,685,957.92	32,822,138,717.25

2

ĈVh

	618,540,511.05	471,874,114.75
	8,708,333.34	3,483,333.34
	0.00	0.00
	8,708,333.34	3,483,333.34
	1,800,435.37	2,083,333.31
	3,606,034,848.19	2,554,802,601.91

	10,825,324.56	23,480,987.81
	7,975,610.81	578,500.00
	94,586.95	2,598,291.95
	2,611.51	11,178.45
		29,500,000.00
	5,273,787,524.28	5,339,005,211.82
	9,508,871,652.23	8,371,248,595.13
	4,033,342,800.00	3,042,500,000.00
	1,103,084.72	

	15,549,800.00	
	27,642,601.50	40,999,357.89
	43,192,401.50	597,999,357.89



	309,441,766.13	299,780,809.76
	139,932,055.86	248,364,767.59
	-33,464,409.75	-19,252,804.02
	-33,464,409.75	-19,252,804.02
1.		
2.		
	-33,464,409.75	-19,252,804.02
1.	-	

4

	88,359,249.46	92,653,731.85
	0.00	0.00



---


	1,146,740,356.16	493,923,259.76
	-746,429,607.53	1,169,949,084.60
	13,008,803,253.29	11,342,050,000.00
	1,469,405,079.73	18,650,000.00
	14,478,208,333.02	11,360,700,000.00
	13,095,377,639.85	12,072,741,615.14
	1,558,943,884.93	1,247,343,520.54
		30,023,750.00
	1,189,199,823.74	49,021,080.64
	15,843,521,348.52	13,369,106,216.32
	-1,365,313,015.50	-2,008,406,216.32
	178,493.10	-292,608.97
	-770,803,100.42	-57,737,917.73
	1,123,529,349.40	1,181,267,267.13
	352,726,248.98	1,123,529,349.40

## 6

	42,983,166.67	64,455,370.72
	2,286,471.36	3,087,011.00
	45,269,638.03	67,542,381.72
	34,785,288.50	30,586,254.77

---

	19,062,450.93	14,335,368.77
	22,729,616.84	21,100,804.90
	76,577,356.27	66,022,428.44

2018

---

	347,874,114.75	81,889,285.28
	120,871,347.72	347,874,114.75

7





	1,475,573,852.00			685,222,857.52		66,644,364.22		349,760,715.88		948,634,417.35	808,310,748.98	4,334,146,955.95
						392,704.09				2,924,558.43	3,449,764.93	6,767,027.45

2018

									15,230,230.68		-37,363,838.46	-23,750.00	-22,157,357.78
--	--	--	--	--	--	--	--	--	---------------	--	----------------	------------	----------------

2018

	1,475,573,852.00				682,653,238.87		47,391,560.20		359,294,334.67	801,099,579.17	3,366,012,564.91

2018

3											
4											
5											
1											



( " " " " 1996 11 28  
 1997 9 24 ) ( 2018 12 31  
 ) 1,475,573,852.00 1 .  
 2018 3 2 " "

" "

( ) ( )  
 )

2019 3 18

**1**

2006 2 15  
 ( " " 15

**2**

(

**1**

2018 2018 12 31  
 2018

2

1 1 12 31

3

4

a)

(

7

~~01A~~-Ck#Đ

8

a  
i

( )

ii

b

( )

( )

c

**9**

**1**

	1,000

**2**




**11**

(a)

(b)

(c)

(d)

**12**

**13****1****2**

		20 40	5%	2.38% 4.75%
		3 20	5%	4.75% 31.67%
		5	5%	19%
		3 5	5%	9.5% 31.67%

(d)

**14**

3

**16****1**

(a)

	40 70	
	20 30	
	5	

(b)

(c)

**17****18**

19

1

2

3

4

20

21

129

(a)

(b)

(c)

(d)

(i)

(f)

23

24

/

( )

( )

2

26

a

b

( )

c

d

e

27

1

	2018 8 29 ( )	

	2018 1 1	
2018	2019 3 18 2018 2018 15	

a

3

28

2017

i

2017 12 31			
	74,246,195.58	12,377,777.29	86,623,972.87
	12,819,165.92	3,094,444.33	15,913,610.25
		392,704.09	47,784,264.29

(ii)

2017		

		2017	2017
		3,483,333.34	3,483,333.34
		-876,633.33	-
		-122,767,538.00	-92,786,288.00
		123,644,171.33	92,786,288.00
		-190,087.45	-271,379.25
		190,087.45	271,379.25
		-377,540.59	-377,540.59
		-	-

---

		5% 7%
		0% 12.5% 15% 20% 25%

	3,995,174,700.81	3,899,429,932.66
--	------------------	------------------

(a)

	2018 12 31	2017 12 31
	3,995,174,700.81	3,899,429,932.66
(i)	3,642,448,451.83	2,775,900,583.26
	352,726,248.98	1,123,529,349.40

(i) 2018 12 31

(



	30,000,000.00	30,000,000.00	100.00%	3,000
	10,808,533.60	10,808,533.60	100.00%	1,081
	40,808,533.60	40,808,533.60	--	--

	233,379,739.55	11,668,986.98	5.00%
	233,379,739.55	11,668,986.98	5.00%

2)

14,070,950.68

9,937,824.25

3)

4)

2018 12 31

	4,804,691,002.35	32,433,199.31	4,772,257,803.04	95%

5)

2018 12 31

(2017 12 31

6)

	2018 12 31	2017 12 31
	3,072,298,819.35	1,676,221,507.60
	901,431,200.26	2,038,693,204.51
	1,059,153,487.33	117,122,285.11
	5,032,883,506.94	3,832,036,997.22

3

1

1				

**1**

1)

	69,501,892.67	51,361,131.96
	69,501,892.67	51,361,131.96

**2**

1)

	20,000,000.00	20,000,000.00	100.00%	2005  2,000
	20,000,000.00	20,000,000.00	--	--

	210,562,470.62	10,528,123.53	5.00%
	210,562,470.62	10,528,123.53	5.00%

2)

21,749,797.36

9,267,811.78

3)

	284,180,900.00	

---

	7,464,506.96	9,545,978.67
	3,120,175.55	15,086,573.87

1

3

	1,306,414,517.79		1,306,414,517.79	3,270,090,409.35		3,270,090,409.35
	2,302,524,848.19		2,302,524,848.19	865,402,513.00		865,402,513.00
	9,153,384,489.37		9,153,384,489.37	8,025,775,683.62		8,025,775,683.62
	366,701,891.61		366,701,891.61	1,435,269,630.93		1,435,269,630.93
(c)	1,163,677,484.33	3,728,774.23	1,159,948,710.10	799,191,774.42	254,973.73	798,936,800.69
	29,257,764.81		29,257,764.81	41,330,721.73		41,330,721.73
	1,168,114.73		1,168,114.73	1,000,366.75		1,000,366.75
	14,323,129,110.83	3,728,774.23	14,319,400,336.60	14,438,061,099.80	254,973.73	14,437,806,126.07

			01	2020	01	2,100,000,000.00	494,413,613.72				402,886,829.32	28,328,296.89	5,435,800.92	;	;
	( " )		01	01										;	
			01	2020	01	2,100,000,000.00	338,076,824.79				346,293,122.10	151,715,269.36	6,964,748.48	;	;
			01	01										;	
			01	2020	01	1,000,000,000.00	858,653,535.18				348,168,375.37	80,839,357.10	19,985,994.78	;	;
	( )		01	01										;	
	(i)		2012	01		150,000,000.00	70,075,849.76				71,520,849.76	26,116,561.25		;	;
			01											;	
	( )		01	2020	01	2,500,000,000.00	35,022,926.53				53,628,643.46	16,964,270.00	10,622,350.03	;	;
			01	01										;	
	Y- MSD		2014	01	2018	01	7,940,000,000.00	969,151,455.43						;	;
			01	01	01									;	
			01	2020	01	350,000,000.00	324,437,549.15				66,468,497.78	21,092,144.50		;	;
			01	01										;	
			2012	01	2020	01	450,000,000.00	180,258,654.79				17,448,200.00		;	;
			01	01										;	
			--	--		000,000.32(00)] TI					,140, .0			--	

" "

( )	2016 01 01	714,556,512.56		23,843,000.00	690,713,512.56		
	2018 01 01		181,113,183.44		181,113,183.44		
( )	2018 01 01						







2





---

32,077,532.25	(2017	32,147,201.48	)					200,000,000.00	(2017	)
				40,000,000.00	(2017	)				
				2017	3	31				
47,487,900.00				2018	12	31		14,952,000.00		
				2018	12	31				



11

1



2018 12 31	34,198,708.42	60,000,000.00	(2017
18,920,800.00	40,000,000.00	)	23,240,791.58
120,000,000.00	(2017 )		

## 12

	437,566,940.46	469,870,913.08



---

2018	12	31	34,730,278.29	120,000,000.00	(2017	12
31						

2

	850,000,000.00	741,578,454.24	67,879,130.97			809,457,585.21	95.00%	95%	220,561,163.05	46,426,538.96	8.51%	
	413,000,000.00	142,489,964.60	207,442,145.61			349,932,110.21	85.00%	85%	7,084,165.86	6,824,071.21	4.90%	

C1-3 - 538,000,000.00



1						
3.						
1						
4.	12,904,800.00					12,904,800.00
1.	103,139,113.08			1,488,883,879.21	1,549,785.91	1,593,572,778.20
2.	57,333,840.72			1,190,972,945.46	1,922,372.30	1,250,229,158.48

0.00%

**2**

2018 12 31

**15**

--	--	--

	70,358,816.17			

5

2018		50,241,212.40	
2019	168,433,569.55	168,433,569.55	
2020	33,214,545.48	101,526,551.68	
2021	277,633,692.33	308,460,055.63	
2022	157,464,154.11	158,115,810.83	
2023	325,519,565.34		
	962,265,526.81	786,777,200.09	--

17

		118,847,764.80
	2,368,573.26	2,608,218.58

2018 12 31 205,500,000.00 (2017 12 31 280,000,000.00 )  
 34,198,708.42 (2017 12 31 18,920,800.00 ) 85,575,907.00 (2017 12 31  
 104,000,000.00 ) (2017 12 31 )  
 2018 12 31 3.75% 15.00%(2017 12 31 3.60% 10.00%)

**19**

	1,103,084.72	0.00
	1,103,084.72	0.00

**20**

	2,786,000,000.00	2,177,000,000.00
	2,663,977,879.37	2,785,995,900.99
	5,449,977,879.37	4,962,995,900.99

**1**

	2,786,000,000.00	2,177,000,000.00
	2,786,000,000.00	2,177,000,000.00

0.00

**2**

	2,391,993,618.71	2,546,677,998.31
	271,984,260.66	239,317,902.68

3

1

	96,739,293.75	
	73,891,312.00	
	51,134,553.75	
	48,784,110.00	
	44,637,422.00	
	40,121,936.48	
	28,157,281.00	
( )	27,268,000.00	

---

1		272,912,030.32	116,522,035.53	2020 01 01	88.00%
2		53,650,701.02	53,338,285.20		67.00%
3	Y-MSD	186,959,681.00	46,998,948.00		50.00%
4	B ( )	46,075,728.34	39,676,923.02		86.00%
5		30,594,415.48	14,725,736.58		93.00%

22

1



2018

	12,740,712.84	166,202,523.12	166,094,257.85	12,848,978.11
--	---------------	----------------	----------------	---------------

**3**

1	346,417.10	21401318.76	21,455,026.06	292,709.80
2	1,748.45	755848.39	756,491.43	1,105.41
3	44,753.00	1897164.39	1,743,738.97	198,178.42
	392,918.55	24054331.54	23,955,256.46	491,993.63

2018

**23**

		229,490,177.90

2018

---

	99,497,514.31	117,335,253.99
--	---------------	----------------

2018 12 31

(2017 12 31 )

2018 12 31

2018

2018 12 31 397,900,000.00 (2017 12 31 1,068,800,000.00 ) 400,000,000.00 (2017  
12 31 574,000,000.00 600,000,000.00 )

2019 2 1 2019 7 12  
2018 12 31 1.80% 11.00%(2017 12 31 1.80% 9.60%)

27

1

	0.00	247,115,068.52
	0.00	98,174,246.54
	0.00	294,402,739.70
	0.00	98,019,178.07

2



**3**

2015 9 10  
 5 10.40% 12  
 2015 12 2016 9 10 8.00% 9.50%  
 3 4  
 (26))

**28**

	920,059,787.60	858,133,962.17
	920,059,787.60	858,133,962.17

**1**



---

	2019	2	6	2021	12	14		
(ii)								
2018	12	31		283,798,501.37	(2017	12	31	)
			(	"	)		(	35,387.60
		56,167.40	)					

29

	15,549,800.00	0.00	
	8,993,165.44	0.00	
	24,542,965.44	0.00	--

30

	341,828,895.77	9,200,000.00	10,481,698.55	340,547,197.22	

---

-SNCR									
-------	--	--	--	--	--	--	--	--	--

639,204.22



	278,584,688.27	4,077,682.23	15,810,743.73	3,251,931.03
	19,231,553,913.23	18,193,564,745.28	19,023,447,991.48	17,957,987,877.32

3

1		426,467,302.68
2		382,423,231.98
3	Y-MSD	326,656,331.79
4		288,384,022.10
5	( )	22,836,698.92

37

	11,044,343.28	10,083,086.58
	8,696,470.54	7,750,180.16
	22,565,446.02	6,283,692.58
	1,085,071.96	9,714,584.27
	26,672,918.06	24,133,688.07
	70,064,249.86	57,965,231.66

38

	14,409,066.12	11,424,138.74
	11,582,367.18	12,001,651.77
	10,709,187.91	11,225,314.95
	10,537,321.82	2,114,526.92
	7,542,205.39	6,445,568.02
	5,081,795.31	5,198,834.43
	2,671,294.59	3,640,414.33
	2,592,165.77	842,277.21

---

	6,063,769.85	9,173,789.23
	71,189,173.94	62,066,515.60

**39**

	106,439,968.19	91,209,744.87
	17,955,127.06	20,890,338.79
	13,098,467.46	9,850,989.00
	8,803,743.75	6,068,680.45
	7,926,037.04	8,836,517.79
	4,970,276.56	6,323,180.56
	4,585,174.30	5,261,873.74

	-87,604,314.72	-157,342,568.13
	-1,371,922.38	222,806.36
	43,082,507.85	57,351,798.79
	463,528,708.83	191,469,550.91

42

	16,615,112.01	1,549,624.12
	3,473,800.50	-3,751,552.81
	20,088,912.51	-2,201,928.69

43



	-3,201,272.87	153,636.52
	-4,304,357.59	153,636.52

46

(a)	254,374,880.57	-
/( )	18,206,825.36	-59,763.63

47

	157,573.80	1,947,710.61	157,573.80
	2,647,191.43	3,521,308.18	2,647,191.43
	2,804,765.23	5,469,018.79	2,804,765.23

--	--	--	--

---

							500,000.00	
							450,000.00	



	207,964,605.84	137,115,206.13
--	----------------	----------------

2

		657,338,427.83
/		164,334,606.96
		-161,198.19
		-31,719,057.91
		13,660,412.53
		-35,376,900.86
		105,321,408.69
		-9,451,642.68
		1,493,608.92
		41,344.33
		-177,975.95
		207,964,605.84

50

51

1

	899,533,158.29	943,263,803.65
	44,168,040.08	22,101,340.79
	9,585,918.65	91,214,627.75
	13,543,467.91	30,396,806.86
	966,830,584.93	1,086,976,579.05

2

2018

---

	1,446,603,857.51	
	20,929,000.00	18,650,000.00
	1,872,222.22	
	1,469,405,079.73	18,650,000.00

**6**

	18,805,000.00	

	-590,194,587.59	-410,331,001.79
	741,342,580.85	946,747,321.02
	-184,783,777.33	-234,103,341.19
	1,340,761,029.51	781,011,822.96
2	--	--
3	--	--
	352,726,248.98	1,123,529,349.40
	1,123,529,349.40	1,181,267,267.13
	0.00	0.00
	0.00	0.00
	-770,803,100.42	-57,737,917.73

2

	352,726,248.98	1,123,529,349.40
	286,603.96	522,412.84
	352,439,645.02	1,123,006,936.56
	0.00	0.00
	352,726,248.98	1,123,529,349.40

53

2018 12 31

54

1

55

1

--	--	--	--

2

1

1

				100.00%		
				55.00%		
				99.94%		
( ")				100.00%		
				51.00%		
				65.00%		
				100.00%		
				100.00%		



3



The image shows a large, solid gray rectangular area that spans most of the width of the page. It has a thin black border. This area appears to be a redaction of content, likely a table or a list of items, as suggested by the faint vertical lines visible within the gray area. The redaction covers the majority of the page's content area below the header and above the footer.

2

1

(i)				13.07%		

20%

	/	/
	--	--
	--	--
	--	--
	362,366,355.75	375,837,865.62
	--	--
--	-7,275,109.87	2,946,839.62
--	-7,275,109.87	2,946,839.62

#### 4

2018 12 31

( )

(1)

(a)

2018

	2017 12 31		
-			
	4,260,092.11	2,523,081.81	6,783,173.92
	4,612,490.48	3,079,954.64	7,692,445.12
	8,872,582.59	5,603,036.45	14,475,619.04
	-	-	-

(b)

2018 12 31 831,090,902.00 (2017  
 12 31 633,272,721.00 ) 7,040,054,882.54 (2017 12 31

---

	2018 12 31				
	5,449,977,879.37	-	-	-	5,449,977,879.37
	2,825,181,867.03	-	-	-	

2

3

4

5

6

7

8

	2018 12 31	
	992,529,170.20	991,706,270.20

	2017 12 31	
	1,481,808,544.83	1,472,028,794.83

1

			10,076,950,000.00	32.98%	32.98%




5

1

/

		246,275,414.64		471,753,705.33
		187,960,535.76		59,126,166.46
		149,724,934.33		491,708,284.09
		1,523,408.05		670,354.28
		16,522.00		8,698.00
		6,000.00		
				500,000.00
		11,087.12		93,612.37

/

		244,984,281.88	624,277,254.06
		439,475,787.29	
		251,428,864.31	
		73,067,980.14	257,889,898.97
		29,488,796.78	43,741,358.99

---

**2**

		597,863.76	597,864.32
		286,113.26	286,114.11

		4,456,300.68	2,227,939.56
		1,428,333.33	1,428,333.33
		626,666.67	626,666.67
		416,666.67	416,666.67

**3**

2018								
	50,000,000.00	2017	03	14	2018	03	13	
	100,000,000.00	2016	03	14	2018	03	14	

--	--	--	--	--

--	--	--	--	--







2018

---



30,000,000.00 2018 09 27 2019 09 12



---

	100,000,000.00	2016	08	11	2021	08 11
	150,000,000.00	2016	09	14	2021	09 14
	200,000,000.00	2018	09	27	2021	09 26
	260,000,000.00	2018	10	31	2021	09 26
	40,000,000.00	2018	11	22	2021	09 26



---

		145,557,566.45		105,638,960.65	
				30,002,165.39	
				1,360,000.00	

**2**

	2018 12 31	2017 12 31
	615,600.00	991,726.60
	13,385,203.14	16,001,257.31

(3)

2018 12 31

**2**

**1**

2018 12 31

**2**

**1**

	59,022,954.08
--	---------------

**2**

**1**

2017 4 10

1.

8%

2

--	--	--	--	--	--	--	--	--	--

**3**

		2018			27,850,550.97
2,817,725.83		18,499,992.53	1,199,624.91	9,350,558.44	2018 12 31

**1**



	9,166,666.67	458,333.33	5.00%

2)

275,000.00

0.00

3)

( )		
-----	--	--

	20,000,000.00	20,000,000.00	100.00%	
	20,000,000.00	20,000,000.00	--	--

	11,552,366.87	577,618.34	5.00%
	11,552,366.87	577,618.34	5.00%

2)

1,159,243.67

1,740.00

3)

4)

	3,198,313,285.03	2,432,921,932.22
(4)(f)	284,180,900.00	
	20,000,000.00	20,000,000.00
	9,170,461.15	9,170,461.15
	11,552,366.87	1,743,784.45

---

	3,523,217,013.05	2,463,836,177.82

5)

--	--	--	--

--	--	--	--	--	--

	10,884.87			-10,884.87							
	2,938,492,559.56			54,258,025.70	-33,464,409.75			84,616,279.11			2,874,669,896.40
	2,938,492,559.56			54,258,025.70	-33,464,409.75			84,616,279.11			2,874,669,896.40

4

		88,359,249.46		92,653,731.85	
		88,359,249.46		92,653,731.85	

(a)

	2018		2017	
	83,121,154.22	-	92,633,382.96	-
	5,238,095.24	-	20,348.89	-
	88,359,249.46	-	92,653,731.85	-

5


--	--

	273,139.91	
	499,570,410.71	362,665,484.98

1

	272,581,705.93	
	12,100,191.00	
	257,992,766.49	
	-3,201,272.87	
	-483,177.69	
	136,393,565.96	
	140,095,469.86	
	262,501,177.04	--

1



...  
...  
...  
...

